

OPERATING INSTRUCTIONS FOR SAW CHAIN RIVET SPINNER

- Ensure protective safety goggles are worn at all times during operation

HOW TO OPERATE

1. Assembly

Mount Rivet Spinner to a strong bench with nuts and bolts. As in diagram 1. Make sure it is secure. Select correct anvil and take up handle for chain size. See chart below.

2. Position the sawchain across the two plastic supports (1) in diagram 2. Adjust height of rollers by rotating them.

3. Position the anvil and take up handle (1 & 2) anvil in the centre of the rivets (diagram 3).




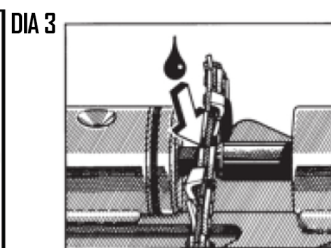

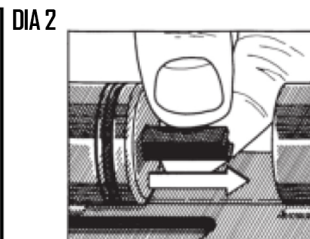

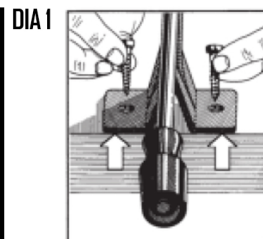
4. Tighten take up handle (2) into rivet spinner (1) against the anvil in diagram 3. Add oil to anvil.

5. Turn the take up handle (2) in diagram 4 several times so that the centre of the rivet spinner is located in the centre of the anvil (3).

6. Oil will assist in better (1) operation and performance. See diagram 4.

7. Turn spinner handle and the take up handle at the same time until rivet is spun correctly. Do not overtighten.

8. To replace rivet spinner anvil (diagram 5) unscrew take up handle (2) and remove anvil. Always operate with correct anvil.



DIA 5

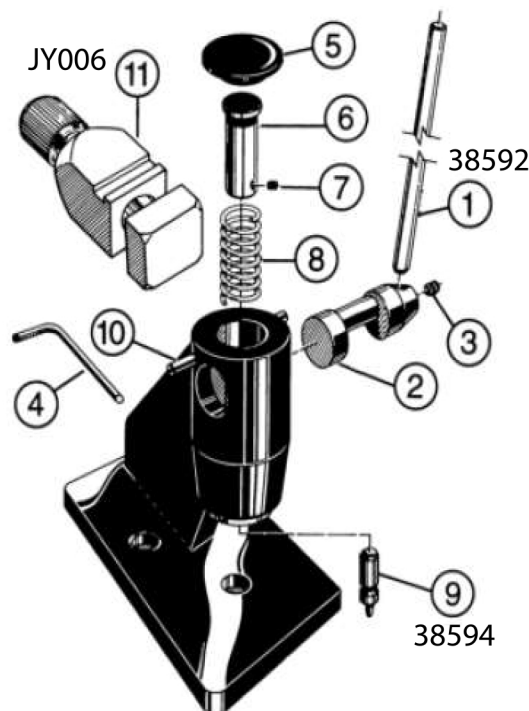
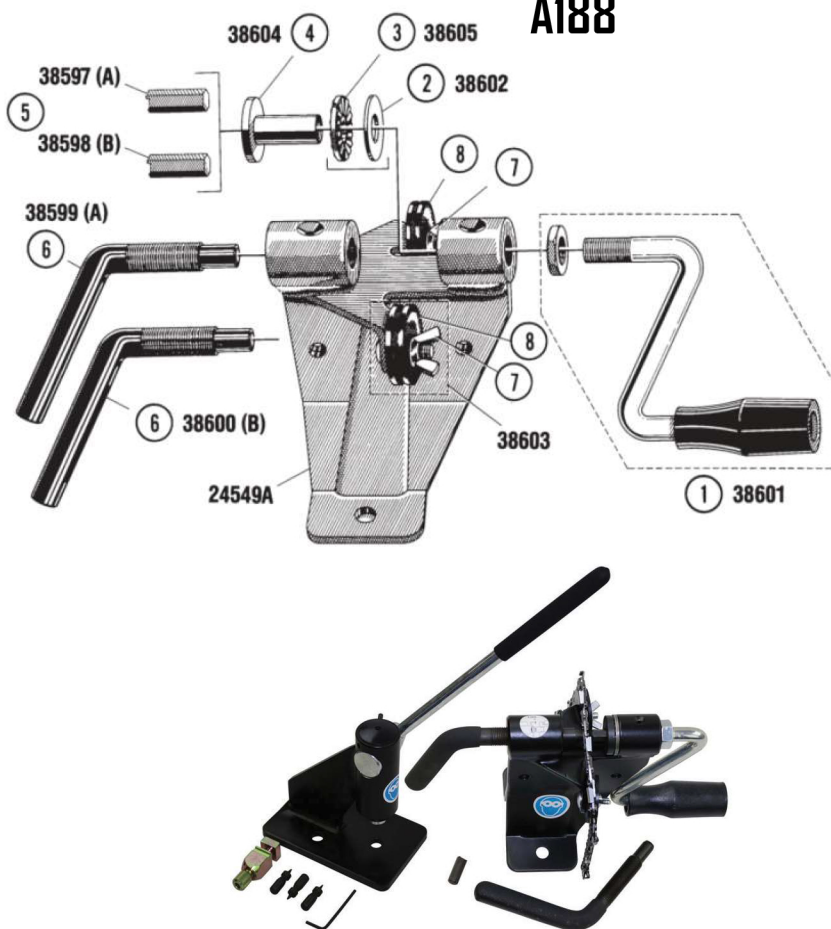
SPINNER ANVIL/TAKE-UP HANDLE CHART

TAKE-UP HANDLE MARKING	"B"	"B"	"A"	"B"	"A"	"A"
SPINNER ANVIL MARKING	"B"	"B"	"A"	"B"	"A"	"A"
CHAIN PITCH	1/4	3/8LP	3/8	.325	.404	1/2



BREAKER-SPINNER

A188 A189



Spinner

JY38599	Thrust Take up Handle (A) 3/8 404 for Chainsaw Chain Rivet spinner
JY38600	Thrust Take up Handle (B) 1/4" .325" for Chainsaw Chain Rivet spinner
JY38604	Spinner Sleeve for Chainsaw Chain Rivet spinner
JY38605	Flat Bearing for Chainsaw Chain Rivet spinner
JY38602	Flat Washer for Chainsaw Chain Rivet spinner
JY38603	Guide Wheel and Locking Screw for Chainsaw Chain Rivet spinner
JY38601	Spinner Handle for Chainsaw Chain Rivet spinner

Breaker

JY38592	Chainsaw Chain Breaker Handle
JY006	Adjustable Anvil Rivet Tool
JY38594	Punch



Scan for video on how to
Break & Spin a chainsaw chain!